

clever • skilled • creative



nextstep

2009

A report on the
destinations of Year 12
completers from 2008
in Queensland

Western Suburbs State
Special School



Authors

The *Next Step* team, Department of Education and Training

Acknowledgments

The *Next Step* team gratefully acknowledges the assistance of the members of the *Next Step* survey reference group and the organisations they represent:

Independent Schools Queensland

Queensland Catholic Education Commission

Education Queensland

Queensland Studies Authority

Queensland University of Technology

Queensland Secondary Principals' Association

Association of Principals of Catholic Secondary Schools of Queensland

Association of Heads of Independent Schools of Australia (Qld branch)

Department of Education and Training

Office of the Government Statistician

The *Next Step* team extends sincere thanks to the many thousands of Queensland Year 12 graduates who gave up their time to complete surveys and participate in telephone interviews.

This research is funded by the Queensland Government.

Acronyms and Abbreviations

ABS	Australian Bureau of Statistics
FT	Full-time
NILF	Not in the labour force
PT	Part-time
SD	Statistical Division
SSD	Statistical Sub-division
TAFE	Technical and Further Education
VET	Vocational Education and Training

List of Tables and Figures

Table 1	Survey Response Rate.....	4
Table 2	Main Destination Categorisations, <i>Next Step 2009</i>	5
Table 3	Main destinations of Year 12 completers, by sex	8
Table 4	Post-school institutions of Year 12 completers (numbers).....	10
Table 5	Field of study of Year 12 completers, by sex (numbers).....	10
Table 6	Occupational groups of all Year 12 completers in employment, by sex (numbers)	11
Table 7	Industry categories of all Year 12 completers in employment (numbers)	11
Table 8	Main destinations of Year 12 completers who achieved a VET qualification (numbers).....	12
Table 9	Main reason of Year 12 completers for not studying, by sex (numbers).....	13
Table 10	Main reason for not looking for work of Year 12 completers not studying and not in the labour force, by sex (numbers).....	13
Figure 1	Main destinations of Year 12 completers.....	6
Figure 2	Main destinations of Year 12 completers, by sex	7
Figure 3	Main destinations of Year 12 completers in Special Schools and Queensland	8
Figure 4	Comparison over time of main destinations of Year 12 completers for Western Suburbs State Special School.....	9

Purpose

The purpose of this report is to inform the school principal and school community of the destinations of students from this school who completed Year 12 in 2008. This is one indicator of the outcomes of schooling.

A school may choose to use this information to:

- Review its senior schooling programs and services, e.g. subject offerings, career advice, links with employers and/or tertiary institutions
- Contribute to its reporting to parents, e.g. through its newsletter, annual reporting documents, website.

This report has been provided to the school and its school system, where this applies. The school may publish this report, if it wishes.

Source of information

This report is based on the findings of the Queensland Government *Next Step* survey, which targeted all students who completed Year 12 and gained a Senior Statement in 2008, whether they attended a Government, Catholic or independent school, or a TAFE secondary college. The Office of the Government Statistician conducted the survey between 30 March and 6 May 2009, approximately six months after the young people left school. Responses were predominantly collected via computer-assisted telephone interviewing with a paper-based survey collected from a small number of students for whom telephone details were not available.

The survey results were compiled and reported on by the *Next Step* team, Department of Education and Training.

Care should be taken in publicly using figures of less than 3 responses or percentages based on less than 3 responses.

Privacy statement

To protect the privacy of individuals participating in the survey, this report contains summarised information only.

Further information on the survey is available at www.education.qld.gov.au/nextstep. This website includes the statewide and regional reports on the survey findings.

Summary of findings

In 2009, two young people who completed their Year 12 at Western Suburbs State Special School in 2008 continued in some recognised form of education and training in the year after they left school.

The most common study destination was VET Certificate I-II (two respondents). The combined VET study destinations accounted for two respondents.

There were no respondents from this school that commenced employment-based training.

There were no respondents from this school who deferred a tertiary offer in 2009.

Three respondents did not enter post-school education or training, and were either employed (one), seeking work (one) or neither studying nor in the labour force (one).

There are a range of differences between and within school, regional and statewide destinations. Care should be taken when interpreting comparative data as the findings may relate to groups of different sizes.

Response rate for this school

Table 1 **Survey Response Rate**

Number of respondents	Number of students who completed Year 12	Response rate (%)
5	7	71.4

Table 1 reports the response rate for Western Suburbs State Special School. It expresses the number of respondents from this school, as a percentage of all Year 12 completers attending Western Suburbs State Special School in 2008.

It has not been possible to ascertain how representative these responses are of all students at this school.

Please note that some survey participants did not provide information for particular survey questions. As a result, the number of responses shown in Table 4 onwards may not reflect the totals reported for the main destinations appearing in Table 3.

Definitions of main destinations

All respondents were categorised into their main destination, be it study or work, as outlined in Table 2. Students (in university or VET) were assigned to the study categories regardless of their labour force status.

Table 2 Main Destination Categorisations, Next Step 2009

Higher Education	
University (degree)*	Studying at degree level.
VET categories	
VET Cert IV+*	Studying Certificate IV, Diploma or Advanced Diploma (excluding apprentices and trainees).
VET Cert III*	Studying Certificate III (excluding apprentices and trainees).
VET Cert I-II/other*	Studying Certificate I or II (excluding apprentices and trainees). This category also includes students in an "unspecified" VET course, or in other basic courses (e.g. Year 12, bridging course, etc.) and with an unknown course level.
Apprentice	Working and in employment-based apprenticeship.
Trainee	Working and in employment-based traineeship.
No further education or training	
Working full-time [~]	Working full-time (35 hours or more per week) and not in a study or training destination. This includes people with part-time or casual jobs that total 35 hours or more.
Working part-time [~]	Working part-time or casual (fewer than 35 hours per week) and not in a study or training destination.
Seeking work	Looking for work and not in a study or training destination
Not studying and not in the labour force	Not in study or training, not working and not looking for work.

*Some students also in the labour market

[~]Based on ABS classification

Main destinations

Figure 1 Main destinations of Year 12 completers

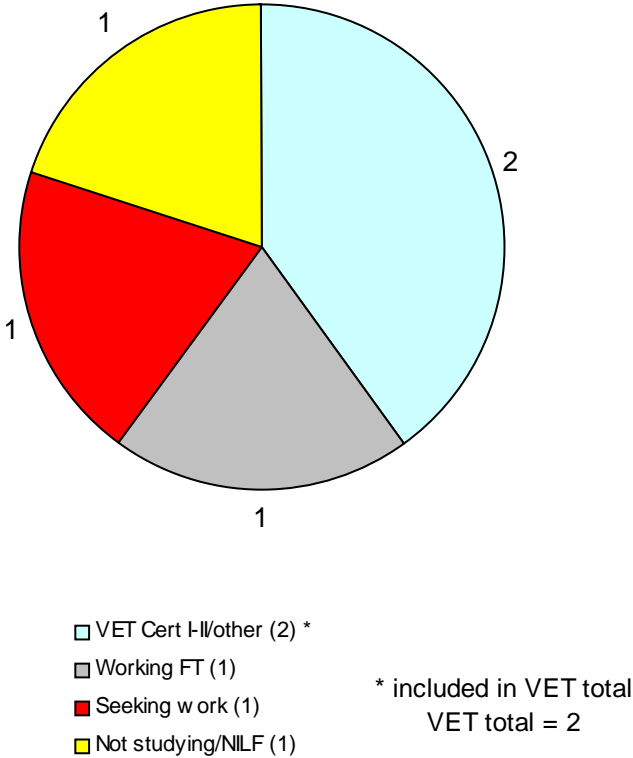


Figure 1 reports the main destinations of Year 12 completers from this school, as defined in Table 2. Please note that students (in university or VET) were assigned to the study categories regardless of their labour force status.

Figure 2 Main destinations of Year 12 completers, by sex

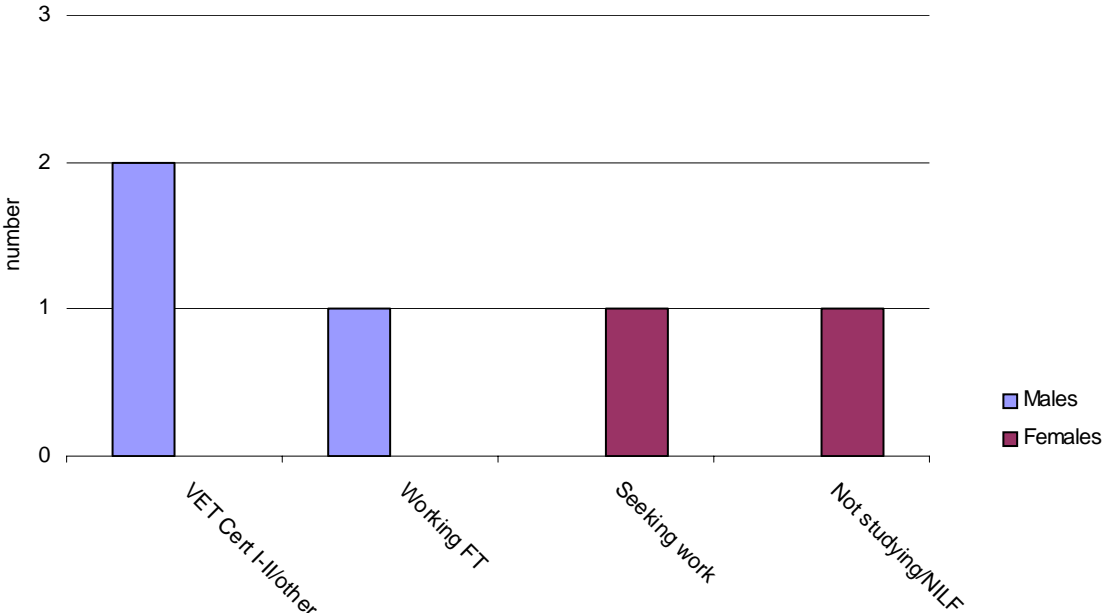


Figure 2 reports the main destinations of male and female Year 12 completers from this school as numbers.

Table 3 Main destinations of Year 12 completers, by sex

<i>Destination</i>	<i>Males no.</i>	<i>Females no.</i>	<i>Total no.</i>
VET Cert I-II/other *	2	0	2
Working FT	1	0	1
Seeking work	0	1	1
Not studying/NILF	0	1	1
<i>Total VET</i>	<i>2</i>	<i>0</i>	<i>2</i>
Total	3	2	5

* Included in Total VET

Table 3 reports the main destinations of Year 12 completers from this school as numbers.

Figure 3 Main destinations of Year 12 completers in Special Schools and Queensland

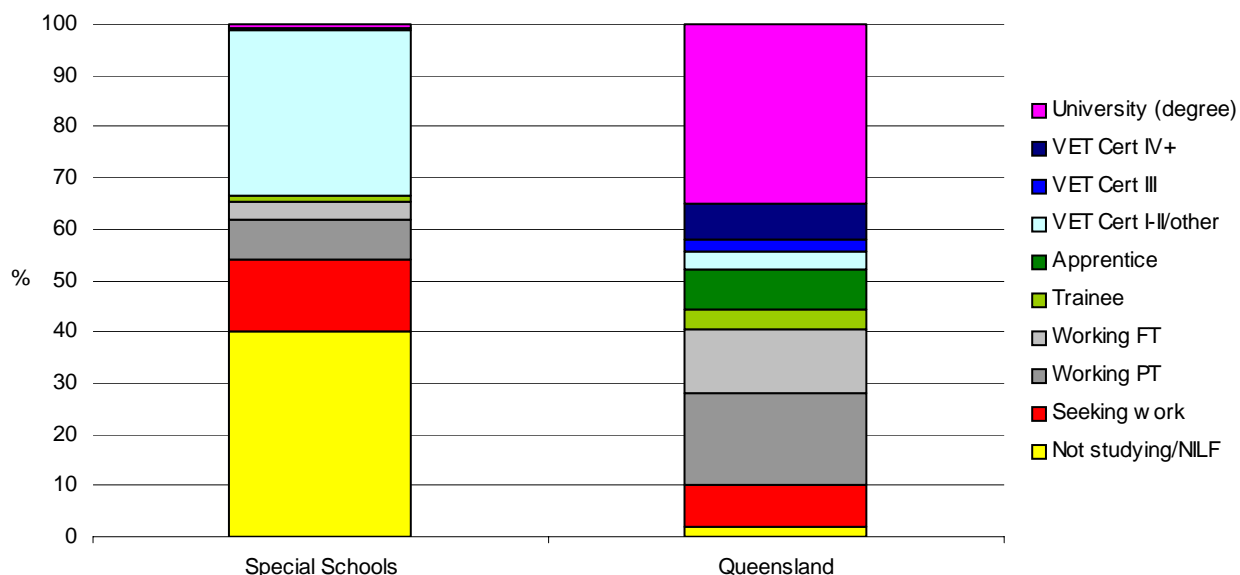


Figure 3 compares the main destinations of all Year 12 completers in Special Schools and all schools statewide. Differences may reflect diversity in the types of students attending different schools, regional variation in labour markets and access to university and VET providers.

Figure 4 Comparison over time of main destinations of Year 12 completers for Western Suburbs State Special School

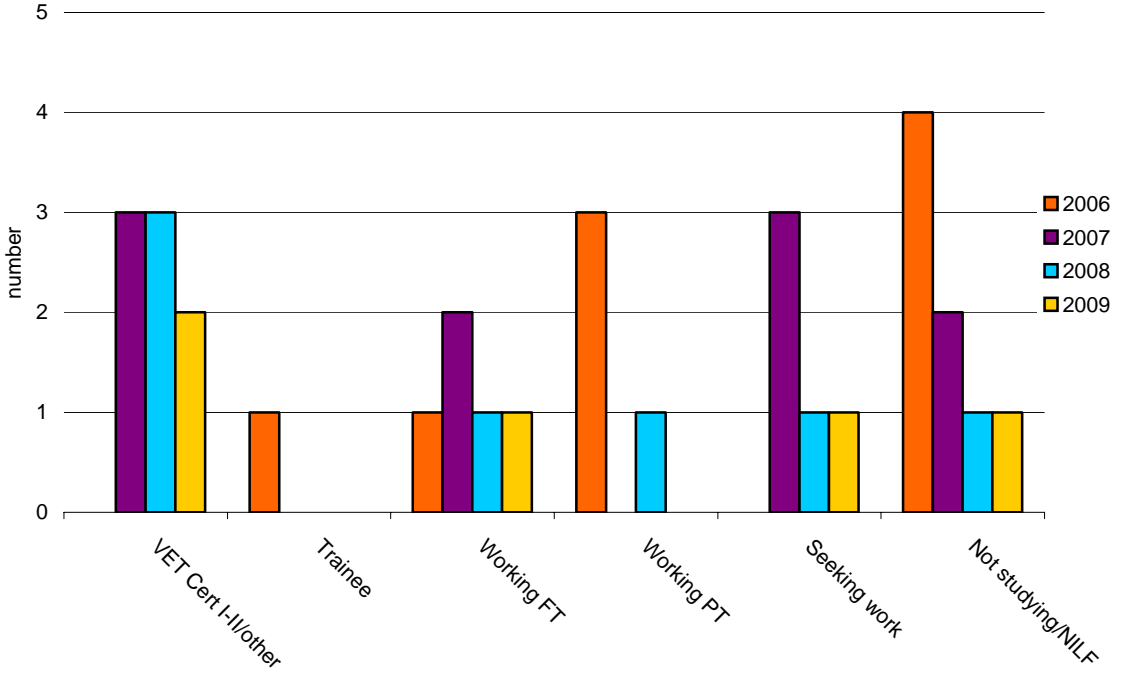


Figure 4 compares the main destinations Year 12 completers from this school against previous years.

Learning

Table 4 Post-school institutions of Year 12 completers (numbers)

<i>Institution</i>	<i>no.</i>
The Bremer Institute of TAFE	1
Secondary Schools	1
Total	2

Table 4 reports the names of the institutions entered by Year 12 completers from this school.

Table 5 Field of study of Year 12 completers, by sex (numbers)

<i>Field of Study</i>	<i>Males no.</i>	<i>Females no.</i>	<i>Total no.</i>
Mixed Field Programs	1	0	1
Year 12/Senior/Student Exchange	1	0	1
Total	2	0	2

Note: This table uses the Australian Bureau of Statistics' Standard Classification of Education. Further information on which courses are in which fields is available at <http://www.ausstats.abs.gov.au/> under publication 1272.0

Table 5 reports field of study for Year 12 completers from this school who entered a study destination and provided field of study information.

Earning

Table 6 Occupational groups of all Year 12 completers in employment, by sex (numbers)

<i>Occupational Group</i>	<i>Males no.</i>	<i>Females no.</i>	<i>Total no.</i>
Labourers	1	0	1
Total	1	0	1

Table 6 reports the occupations of all Year 12 completers from this school who were in employment, and who provided information on the nature of their job (including those who were also in study or training).

Table 7 Industry categories of all Year 12 completers in employment (numbers)

<i>Industry Category</i>	<i>no.</i>
Administrative & Support Services	1
Total	1

Table 7 reports the industries entered by all Year 12 completers from this school who were working and who provided industry category information (including those who were also in study or training).

VET in Schools students

Table 8 Main destinations of Year 12 completers who achieved a VET qualification (numbers)

<i>Destination</i>	<i>no.</i>
Working FT	1
Total	1

Table 8 reports the main destinations of Year 12 completers from this school who achieved a VET in Schools qualification.

Indigenous students

Data on this group of Year 12 completers could not be provided for one of the following reasons:

1. There were no Indigenous respondents from this school.
2. There were insufficient numbers of Indigenous respondents to provide information which guarantees that individual respondents cannot be identified (as required by privacy legislation).

Not in Study

Table 9 Main reason of Year 12 completers for not studying, by sex (numbers)

<i>Main Reason</i>	<i>Males no.</i>	<i>Females no.</i>	<i>Total no.</i>
Because of disability	1	2	3
Total	1	2	3

Table 9 reports the main reason for not studying given by Year 12 completers from this school who were not in study or training at the time of the survey.

Not Studying and Not in the Labour Force

Table 10 Main reason for not looking for work of Year 12 completers not studying and not in the labour force, by sex (numbers)

<i>Main Reason</i>	<i>Males no.</i>	<i>Females no.</i>	<i>Total no.</i>
Because of disability	0	1	1
Total	0	1	1

Table 10 reports the main reason for not looking for work given by all Year 12 school completers from this school who were neither in study or training nor in the labour force at the time of the survey.

Further information and feedback

Statewide and Regional reports will be available on the departmental website in September 2009 at www.education.qld.gov.au/nextstep

For queries on this school's data or to request additional data, contact the *Next Step* project team at the Department of Education and Training on 3237 9827.